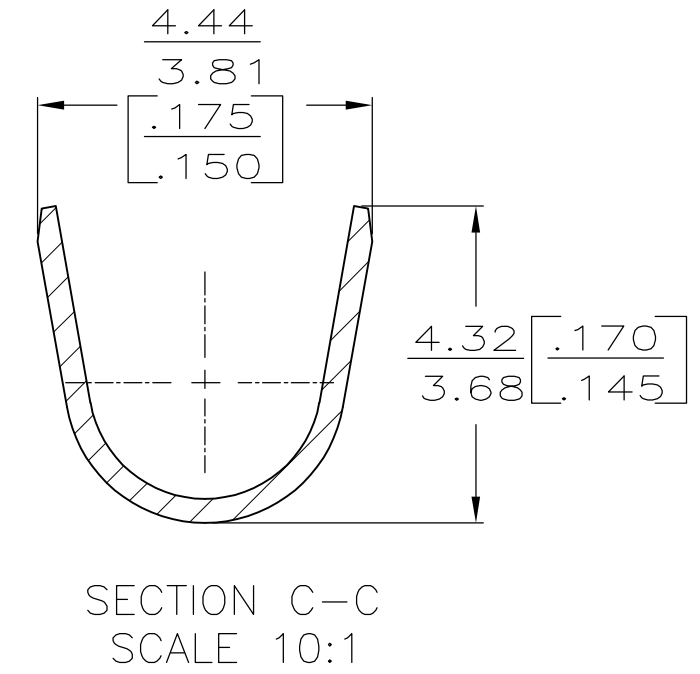
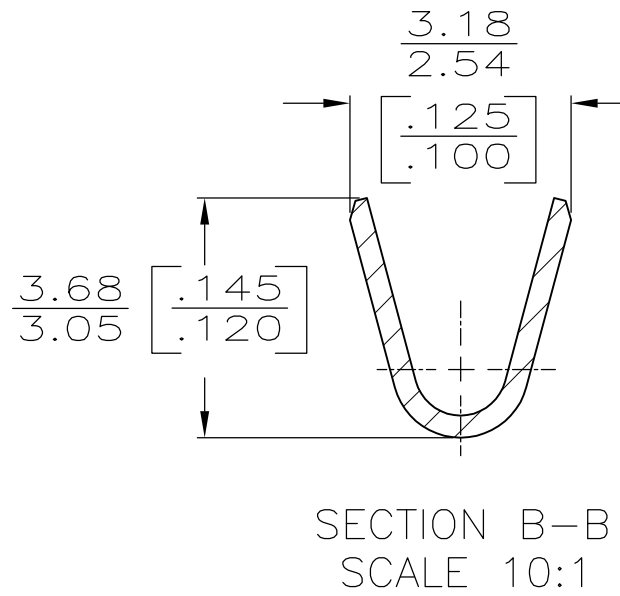
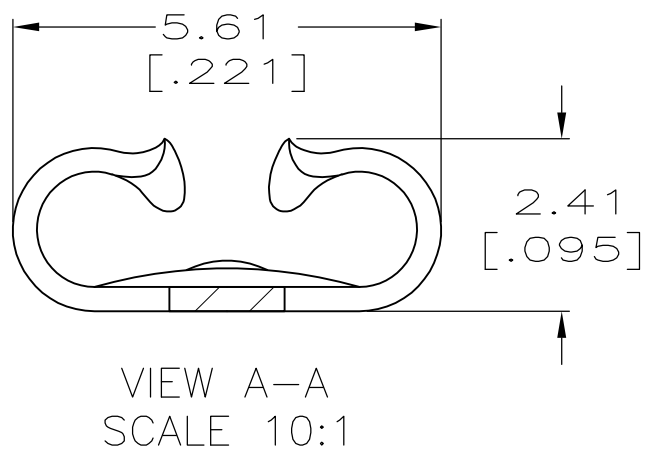
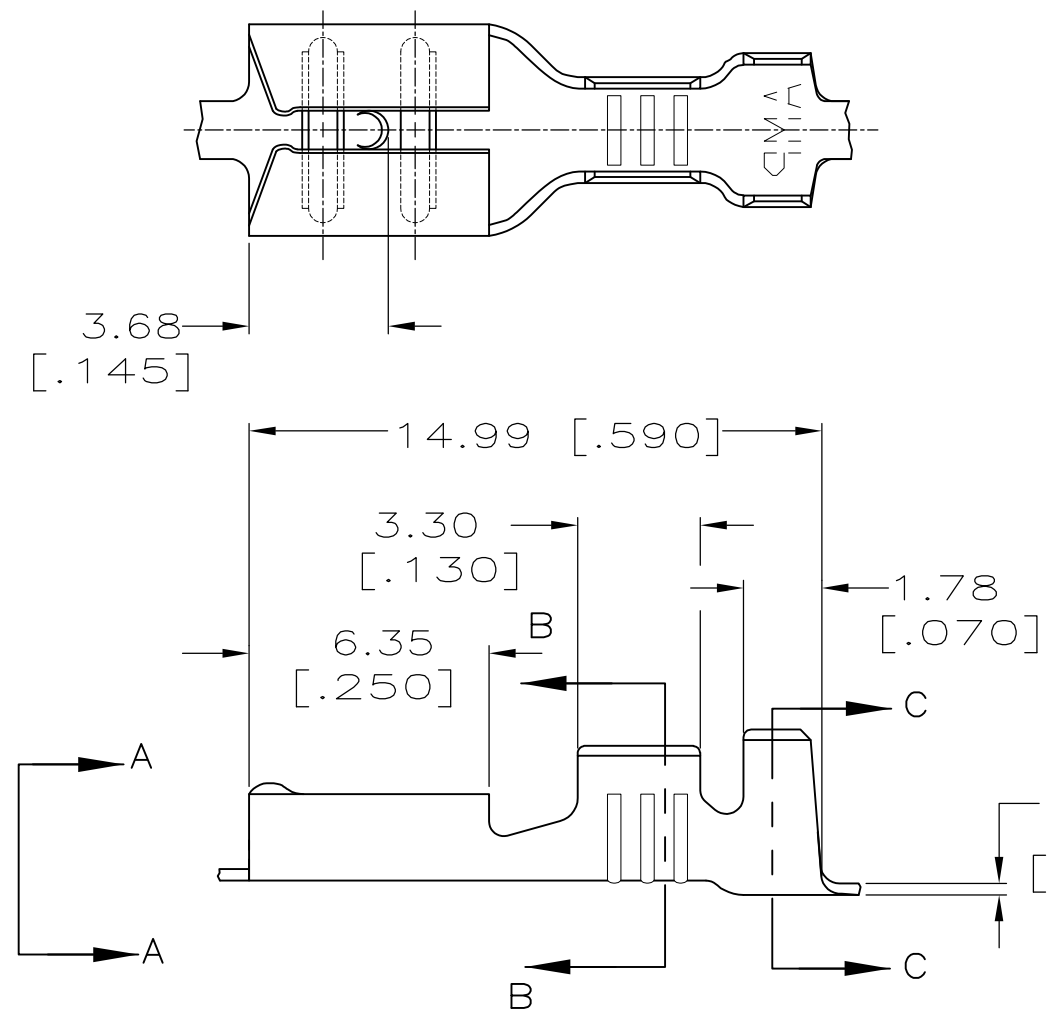


THIS DRAWING IS UNPUBLISHED. RELEASED FOR PUBLICATION
 © COPYRIGHT - By - ALL RIGHTS RESERVED.

LOC	DIST	REVISIONS			
P	LTR	DESCRIPTION	DATE	DWN	APVD
AF	50	S2	REVISED PER ECR-15-010442	14JULY2015	PK TD

- CONTINUOUS STRIP ON REELS.
- MATING TAB THK IS 0.81 ± 0.025 $[\.032 \pm .001]$.
- WIRE SIZE IS [20-16] AWG.
- INSULATION RANGE IS 2.29-3.30 $[\.090-.130]$ DIA.
- 60196-8 REFERS TO 60196-1 WITH PAPER INTERLAYER



-	-	60196-8 ⁵
60196-3	TIN	60196-2
-	-	60196-1
LOOSE PIECE	FINISH	PART NO

THIS DRAWING IS A CONTROLLED DOCUMENT.		DWN	JR RUTH	8/27/91	STE TE Connectivity			
DIMENSIONS: INCHES		CHK	P FORTNEY	8/27/91				
TOLERANCES UNLESS OTHERWISE SPECIFIED:		APVD	C MEYERS	8/27/91	NAME			
0 PLC ± -		PRODUCT SPEC			RECEPTACLE, FASTON, 4.75 [.187] SERIES			
1 PLC ± -		APPLICATION SPEC			SIZE	CAGE CODE	DRAWING NO	RESTRICTED TO
2 PLC ± 0.38 [.015]		WEIGHT			A3	00779	C-60196	-
3 PLC ± -		CUSTOMER DRAWING			SCALE	SHEET	REV	
4 PLC ± -		MATERIAL			5:1	1 OF 1	S2	
ANGLES ± -		FINISH						
SEE TABLE								